


Admissions Application Steps

STEP 1: Apply online at www.suno.edu and click “Apply Now”



STEP 2: Click on the Undergraduate portal




STEP 3: Create an Account (*Use your personal email address*)

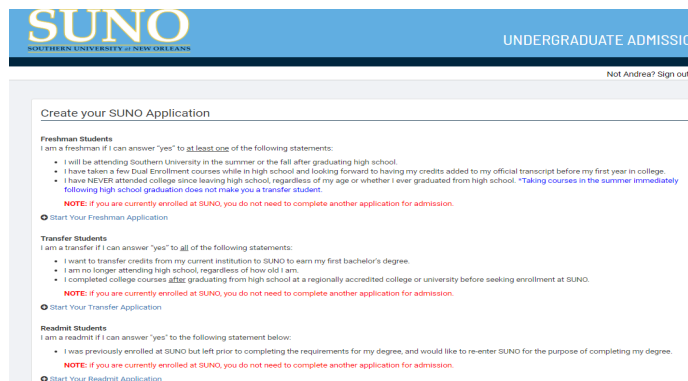


STEP 4: Check your email for a verification email which will allow you to create a password and complete the application process

STEP 5: Click the “Apply to SUNO” tab



STEP 6: Create your SUNO Application (*Freshman, Transfer, Post-Bac, Re-Admit, Cross-Enrollment, or Visiting*)



The screenshot shows the SUNO Undergraduate Admissions website. The header includes the SUNO logo and the text 'UNDERGRADUATE ADMISSIONS'. Below the header, there is a navigation link 'Not a student? Sign out'. The main content area is titled 'Create your SUNO Application'. It is divided into three sections: 'Freshman Students', 'Transfer Students', and 'Readmit Students'. Each section contains a list of statements that the applicant must answer 'yes' to. For Freshman Students, the statements are: 'I will be attending Southern University in the summer or the fall after graduating high school.', 'I have taken a few Dual Enrollment courses while in high school and looking forward to having my credits added to my official transcript before my first year in college.', and 'I have NEVER attended college since leaving high school, regardless of my age or whether I ever graduated from high school. *Taking courses in the summer immediately following high school graduation does not make you a transfer student.' For Transfer Students, the statements are: 'I want to transfer credits from my current institution to SUNO to earn my first bachelor's degree.', 'I am no longer attending high school, regardless of how old I am.', and 'I completed college courses after graduating from high school at a regionally accredited college or university before seeking enrollment at SUNO.' For Readmit Students, the statement is: 'I was previously enrolled at SUNO but left prior to completing the requirements for my degree, and would like to re-enter SUNO for the purpose of completing my degree.' Each section also includes a 'NOTE' and a 'Start Your [Category] Application' button.

STEP 7: Check your FutureKnight Portal or email daily for updates and/or missing documents

STEP 8: Submit missing documents via the FutureKnight Portal (*Official Transcripts **cannot** be uploaded via student to portal*)

STEP 9: If you do not have ACT or SAT scores proceed to Step 10, if you have scores skip Step 10 and proceed to Step 11 (*First-Time Freshman or Transfer Students with less than 24 earned credit hours only*)

STEP 10: Schedule a test date by contacting Ms. Jenkins at (504) 286-5101 or by visiting <https://www.suno.edu/page/accuplacertesting> to book an appointment

STEP 11: An acceptance decision will be rendered via email

STEP 12: Confirm your enrollment

STEP 13: New First-Time Freshman & New Transfer Students need to register for orientation

<https://www.suno.edu/page/NSO2023>

STEP 14: Apply for housing (if applicable)

STEP 15: Contact your advisor based on your major to schedule your courses and to receive orientation information
(Advisor Chart Below)

Majors	Advisor Information
Child Development and Family Studies and Educational Studies	Dr. Kimberly Andrews (504) 286-5326 kandrews@suno.edu
Biology, Mathematics, Forensic Science, Health Information Management Systems	Ms. Samantha Beaulieu (504) 284-5493 sbeaulieu@suno.edu
Social Work	Ms. Tina Smith (504) 284-5557 tsmith@suno.edu
English, Criminal Justice, Psychology, Addictive Behaviors Counseling and Prevention	Dr. Kimberly Andrews (504) 286-5326 kandrews@suno.edu
Business Administration, Computer Information Systems, Public Administration	Mrs. Timothea Bailey (504) 286-5193 tbailey@suno.edu
Interdisciplinary Studies	Dr. Deneen Lewis (504) 284-5412 dlewis@suno.edu
Nursing	Nakia Anderson (504) 286-5028